

RESEARCH

Open Access



Best hits of 11110110111: model-free selection and parameter-free sensitivity calculation of spaced seeds

Laurent Noé*

Abstract

Background: *Spaced seeds*, also named *gapped q-grams*, *gapped k-mers*, *spaced q-grams*, have been proven to be more sensitive than contiguous seeds (*contiguous q-grams*, *contiguous k-mers*) in nucleic and amino-acid sequences analysis. Initially proposed to detect sequence similarities and to anchor sequence alignments, spaced seeds have more recently been applied in several *alignment-free* related methods. Unfortunately, spaced seeds need to be initially designed. This task is known to be time-consuming due to the number of spaced seed candidates. Moreover, it can be altered by a set of *arbitrary chosen* parameters from the probabilistic alignment models used. In this general context, *Dominant seeds* have been introduced by Mak and Benson (*Bioinformatics* 25:302–308, 2009) on the Bernoulli model, in order to reduce the number of spaced seed candidates that are further processed in a *parameter-free* calculation of the sensitivity.

Results: We expand the scope of work of Mak and Benson on single and multiple seeds by considering the Hit Integration model of Chung and Park (*BMC Bioinform* 11:31, 2010), demonstrate that the same dominance definition can be applied, and that a parameter-free study can be performed without any significant additional cost. We also consider two new discrete models, namely the Heaviside and the Dirac models, where lossless seeds can be integrated. From a theoretical standpoint, we establish a generic framework on all the proposed models, by applying a *counting semi-ring* to quickly compute large polynomial coefficients needed by the *dominance* filter. From a practical standpoint, we confirm that *dominant seeds* reduce the set of, either single seeds to thoroughly analyse, or multiple seeds to store. Moreover, in http://bioinfo.cristal.univ-lille.fr/yass/iedera_dominance, we provide a full list of spaced seeds computed on the four aforementioned models, with one (continuous) parameter left free for each model, and with several (discrete) alignment lengths.

Keywords: Spaced seeds, Dominant seeds, Bernoulli, Hit Integration, Heaviside, Dirac, Counting semi-ring, Polynomial form, DFA

Background

Optimized spaced seeds, or *best gapped q-grams*, have independently been proposed in PatternHunter [3] and by Burkhardt and Karkkainen [4]. The primary objective was either to improve the sensitivity of the heuristic but efficient *hit and extend* BLAST-like strategy (without

using the *neighborhood word principle*¹), or to increase the selectivity for lossless filters on alignments of size ℓ under a given Hamming distance of k .

Several extensions of the spaced seed model have then been proposed on the two aforementioned problems: vector seeds [5], one gapped q -grams [6] or indel seeds [7, 8], neighbor seeds [9, 10], transition seeds [11–15], multiple seeds [16–19], adaptive seeds [20] and related work on the associated indexes [21–26], just to mention a few.

*Correspondence: laurent.noe@univ-lille.fr
CRIStAL (UMR 9189 Lille University/CNRS)-Inria Lille, Bat M3 ext, Université
Lille 1, 59655 Villeneuve d'Ascq, France

¹ We mention an interesting analysis in [92].

Unfortunately, spaced seeds are known to produce hard problems, both on the seed sensitivity computation [27] or the lossless computation [28], and moreover on the seed design [29]. But the choice of the right seed pattern has a significant impact on genomic sequence comparison [3, 12, 16, 20, 30–38], on oligonucleotide design [39–44], as well as on amino acid sequence comparison [45–53]; this has led to several effective methods to (possibly greedily) select spaced seeds [54–61] with elaborated alignment models and their associated algorithms [62–70].

Another less frequently mentioned problem is that the seed design is mostly performed on a *fixed and already fully parameterized* alignment model (for example, a *Bernoulli* model where the *probability of a match* p is set to 0.7). There is not so much choice for the optimal seed, when, for example, the scoring system is changed, and thus the expected distribution of alignments.

We note that several recent works mention the use of spaced seeds in *alignment-free* methods [71–73] with applications in phylogenetic distance estimation [74], metagenomic classification [75, 76], just to cite a few.

Finally, we also noticed that several recent studies use the *overlap complexity* [54, 56, 57, 77–79] which is closely linked to the *variance* of the number of spaced-word matches [80] and is known to provide an upper/lower bound for the expectation of the length preceding the first seed hit [27, 66, 81]. We mention here that a similar *parameter-free* approach could also be applied for the *variance induced* selection of seeds, but an interesting question remains in that case: to find a *dominance equivalent* criterion associated with the selection of candidate seeds.

The paper is organized as follows. We start with an introduction to the *spaced seed model* and its associated *sensitivity* or *lossless aspect*, and show how *semi-rings* on DFA can help determining such features. Section “[Semi-rings and number of alignments](#)” restricts the description to *counting semi-rings* that are applied on a specific DFA to perform an efficient dynamic programming algorithm on a set of counters. This is a prerequisite for the two next sections that present respectively *continuous models* and *discrete models*. Section “[Continuous models](#)” is divided into two parts : the first one outlines the *polynomial form of the sensitivity* proposed by [1] to compute the sensitivity on the *Bernoulli model* together with the associated *dominance principle*, whereas the second one extends this *polynomial form* to the *Hit Integration model* of [2], and explains why the dominance principle remains valid. Section “[Discrete models](#)” describes two new *Dirac* and *Heaviside* models, and shows how *lossless seeds* can be integrated into them. Then, we report our experimental analysis on all the aforementioned models,

display and explain several optimal seed Pareto plots for the restricted case of one single seed, and links to a wide range of compiled results for multiple seeds. The last section brings the discussion to the asymptotic problem, and to several finite extensions.

Spaced seeds and seed sensitivity

We suppose here that strings are indexed starting from position number 1. For a given string u , we will use the following notation: $u[i]$ gives the i -th symbol of u , $|u|$ is the length of u , and $|u|_a$ is the number of symbol letters a that u contains.

Nucleotide sequence alignments without *indels* can be represented as a succession of *match* or *mismatch* symbols, and thus represented as a string x over a binary alphabet $\{0, 1\}$.

A spaced seed can be represented as a string π over a binary alphabet $\{0, 1\}$ but with a different meaning for each of the two symbols: 1 indicates a position on the seed π where a single *match* must occur in the alignment x (it is thus called a *must match* symbol), whereas 0 indicates a position where a single *match* or a single *mismatch* is allowed (it is thus called a *don't-care* symbol).

The *weight* of a seed π (denoted by w or w_π) is defined as the number of *must match* symbols ($w_\pi = |\pi|_1$): the weight is frequently set constant or with a minimal value, because it is related to the *selectivity* of the seed. The *span* or *length* of a seed π (denoted by s_π) is its full length ($s_\pi = |\pi|$). We will also frequently use ℓ for the length of the alignment ($\ell = |x|$).

The spaced seed π *hits* at position i of the alignment x where $i \in [1 \dots |x| - |\pi| + 1] = [1 \dots \ell - s_\pi + 1]$ iff

$$\forall j \in [1 \dots s_\pi] \quad \pi[j] = 1 \implies x[j + i - 1] = 1$$

For example, the seed $\pi = 1101$ hits the alignment $x = 111010101111$ twice, at positions 2 and 9.

π_{occ1}	1 1 0 1
π_{occ2}	: : : 1 1 0 1
x	1 1 1 0 1 0 1 0 1 1 1 1

Naturally, the shape of the seed, i.e. possible placement of a set of *don't-care* symbols between any consecutive pair of the w *must match* symbols, plays a significant role and must be carefully controlled. Requiring *at least one hit* for a seed, on an alignment x , is the most common (but not unique) way to select a *good seed*.

However, depending on the context and the problem being solved, even measuring this simple feature can easily take one of the two (previously briefly mentioned) forms:

- a. When considering that any alignment x is of given length ℓ , and each symbol is generated by a Bernoulli model (so there is no restriction on the number of match or mismatch symbols an alignment must contain, but with some configurations more probable than others), the problem is to select a *good seed* (respectively the *best seed*) as the one that has a *high probability* (respectively the *best probability*) to hit at least once.
- b. When considering that any alignment x is of given length ℓ , and contains at most k mismatch symbols, a classical requirement for a *good seed* is to guarantee that *all the possible alignments*, obtained by any placements of k mismatch symbols on the ℓ alignment symbols, will *all* be detected by at least one seed hit each: when this distinctive feature occurs, the seed is considered *lossless* or (ℓ, k) -*lossless*.

The two problems can be solved by first considering the language recognized by the seed π , in this context the *at least one hit* regular language, and its associated DFA. As an illustration, Fig. 1 displays the *at least one hit* DFA for the spaced seed 1101: this automaton recognizes the associated regular language $\{0, 1\}^*(1101|1111)\{0, 1\}^*$, or less formally, any binary alignment sequence x that has *at least one* occurrence of 1101 or 1111 as a factor.

The second step consists in computing, by using a simple dynamic programming (DP) procedure set for any states of the DFA and for each step $i \in [1 \dots \ell]$,

- a. Either, the probability to reach any of the automaton states.
- b. Otherwise, the minimal number of mismatch symbols 0 that have been crossed to reach any state.

For example, considering the probability problem (a) on a Bernoulli model where a *match* has a probability p set to 0.7, we show it can be computed—by first “replacing”, on the automaton of Fig. 1, the transition symbols 0 and 1 by their respective probabilities 0.3 and 0.7—then, on each step i , it is possible to compute the probability $\mathcal{P}(i, q)$ to reach each of the states q by applying a recursive formula

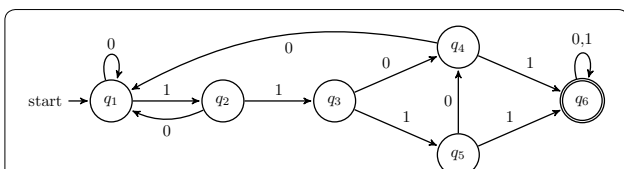


Fig. 1 Spaced seed DFA. We represent the *at least one hit* DFA for the spaced seed $\pi = 1101$. This automaton recognizes any alignment sequence with at least one occurrence of 1101 or 1111

that uses the probability to be at any of its preceding states on step $i - 1$. For the automaton of Fig. 1, this gives

$i = 0$	$\mathcal{P}(0, q_1) = 1.0$ other states q' have a $\mathcal{P}(0, q') = 0.0$
$i = 1$	$\mathcal{P}(1, q_1) = \mathcal{P}(0, q_1 \text{ or } q_2 \text{ or } q_4) \times 0.3$ $= (\mathcal{P}(0, q_1) + \mathcal{P}(0, q_2) + \mathcal{P}(0, q_4)) \times 0.3$ $= (1.0 + 0.0 + 0.0) \times 0.3 = 0.3$ $\mathcal{P}(1, q_2) = \mathcal{P}(0, q_1) \times 0.7 = 1.0 \times 0.7 = 0.7$ other states q' have a $\mathcal{P}(1, q') = 0.0$
$i = 2$	$\mathcal{P}(2, q_1) = \mathcal{P}(1, q_1 \text{ or } q_2 \text{ or } q_4) \times 0.3$ $= (\mathcal{P}(1, q_1) + \mathcal{P}(1, q_2) + \mathcal{P}(1, q_4)) \times 0.3$ $= (0.3 + 0.7 + 0.0) \times 0.3 = 0.3$ $\mathcal{P}(2, q_2) = \mathcal{P}(1, q_1) \times 0.7 = 0.3 \times 0.7 = 0.21$ $\mathcal{P}(2, q_3) = \mathcal{P}(1, q_2) \times 0.7 = 0.7 \times 0.7 = 0.49$ other states q' have a $\mathcal{P}(2, q') = 0.0$
$i = 3$	$\mathcal{P}(3, q_1) = \mathcal{P}(2, q_1 \text{ or } q_2 \text{ or } q_4) \times 0.3$ $= (\mathcal{P}(2, q_1) + \mathcal{P}(2, q_2) + \mathcal{P}(2, q_4)) \times 0.3$ $= (0.3 + 0.21 + 0.0) \times 0.3 = 0.153$ $\mathcal{P}(3, q_2) = \mathcal{P}(2, q_1) \times 0.7 = 0.3 \times 0.7 = 0.21$ $\mathcal{P}(3, q_3) = \mathcal{P}(2, q_2) \times 0.7 = 0.21 \times 0.7 = 0.147$ $\mathcal{P}(3, q_4) = \mathcal{P}(2, q_3 \text{ or } q_5) \times 0.3$ $= (\mathcal{P}(2, q_3) + \mathcal{P}(2, q_5)) \times 0.3$ $= (0.49 + 0.0) \times 0.3 = 0.147$ $\mathcal{P}(3, q_5) = \mathcal{P}(2, q_3) \times 0.7 = 0.49 \times 0.7 = 0.343$ $\mathcal{P}(3, q_6) = 0.0$
$i = 4$...

on step $i = 4$, the probability to reach the final state q_6 can be computed to $\mathcal{P}(4, q_6) = 0.343 (0.7^3)$, as a logical (and first non-null) probability for the seed $\pi = 1101$ to detect alignments of length $\ell = 4$ —on step $i = 5$, the probability to reach q_6 can be computed to $\mathcal{P}(5, q_6) = 0.51793 (0.7^3 \times (1 + 0.3 + 0.7 \times 0.3))$ to detect alignments of length $\ell = 5$.

Another example, considering now the lossless property (b) for the spaced seed $\pi = 1101$: we can show that this seed is lossless for one single mismatch, when $\ell \geq 6$ (but computational details are left to the reader, after a remark on *tropical semi-rings* in the next paragraph): the seed is thus $(\ell = 6, k = 1)$ -lossless; however, this seed is not $(\ell = 5, k = 1)$ -lossless, since reading the consistent sequence 10111 leads to a non-final state.

Finally, we simply mention that this second computational step involves the implicit use of *semi-rings*,

- a. Either *probability semi-rings*: $(E = \mathbb{R}_{0 \leq r \leq 1}, \oplus = +, \otimes = \times, 0_{\oplus, \epsilon_{\otimes}} = 0, 1_{\otimes} = 1)$; the final state(s) of the DFA give(s) the probability of having *at least one hit* after ℓ steps of the DP algorithm,
- b. Otherwise *tropical semi-rings*: $(E = \mathbb{R}_{\geq 0}, \oplus = \min, \otimes = +, 0_{\oplus, \epsilon_{\otimes}} = \infty, 1_{\otimes} = 0)$. The seed is (ℓ, k) -lossless iff all the non-final states of the DFA have a minimal number of mismatches that is strictly greater than k , after ℓ steps of the DP algorithm.²

² The opposite is equivalent to say that *at least one* string of length ℓ with $\leq k$ mismatches is not hit by the seed; in other words, that the seed is not (ℓ, k) -lossless. Note that k does not need to be initially set: it can be estimated using this requirement, even after the DP run.

Semi-rings and number of alignments

Semi-rings are a flexible and powerful tool, employed for example to compute probabilities, scores, distances, counts (to name a few) in a generic dynamic programming framework [82, 83]. The first problem involved, mentioned at the end of the previous section, is the right choice of the semi-ring, adapted to the question being addressed. Sometimes, selecting an alternative semi-ring to *count elements*, may turn out to be a flexible choice that solves more involved problems (for example *computing probabilities* is one of them, and will be described in next section).

Counting semi-rings [84] are adapted for this task: when applied on the *right language* and its *right*

automaton, they can report the number of alignments $c_{\pi,m}$ that are at the same time detected by the seed π while having m matches out of ℓ alignment symbols. The main idea that enables the computation of these $c_{\pi,m}$ counting coefficients (illustrated on Fig. 2 as the intersection product) is first to intersect the language recognized by the seed π (the *at least one hit* language of π) with the classes of alignments that have exactly m matches: the automaton associated with all of these classes of alignments with m matches has a very simple linear form with $\ell + 1$ states, where several distinct final states are defined according to all the possible values of $m \in [0 \dots \ell]$. Finally, since the intersection of two regular languages is regular [Theorem 4.8 of the timeless 85],

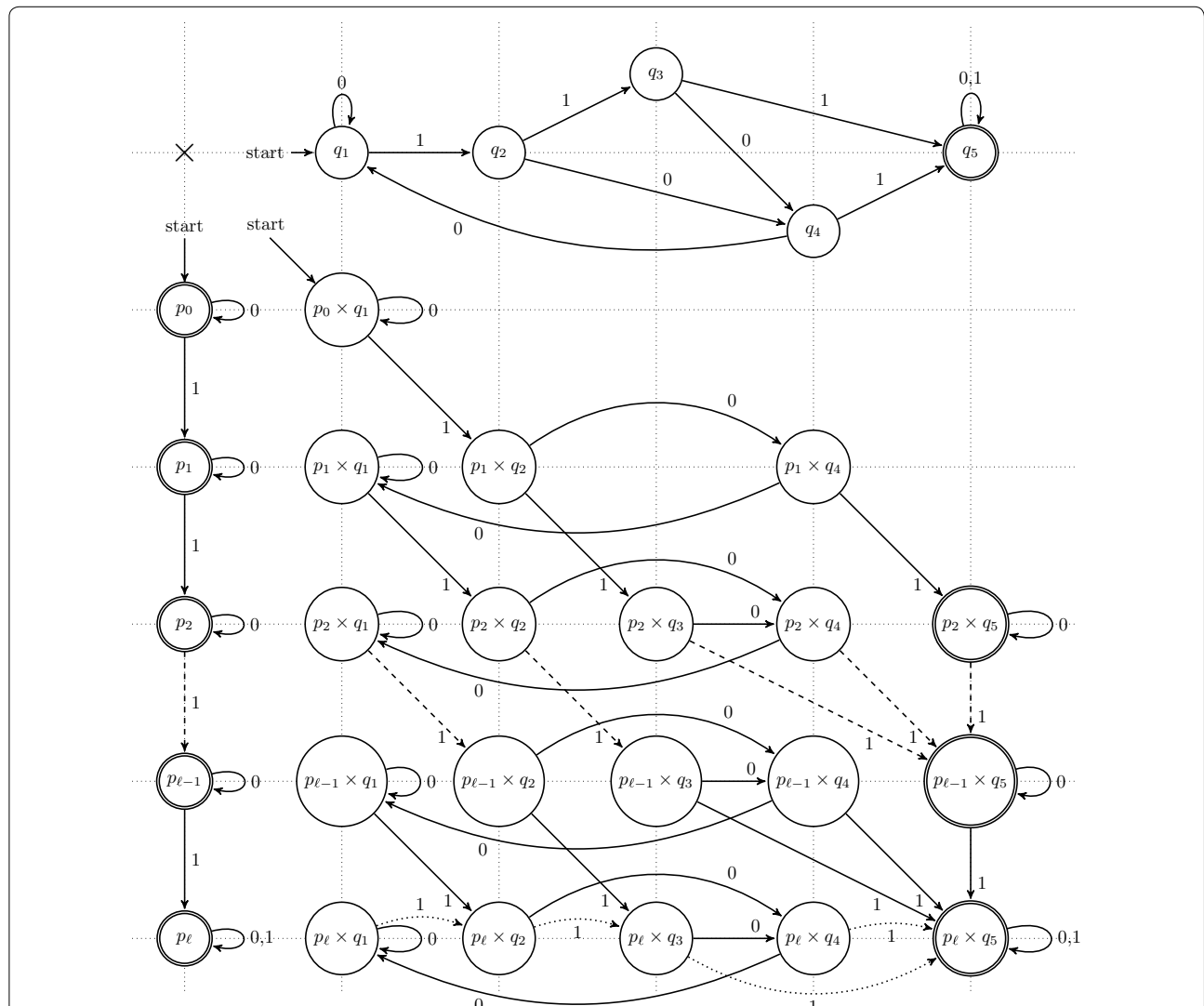


Fig. 2 DFA intersection product. We represent the resulting intersection product of the *at least one hit* DFA for the seed $\pi = 101$ (top horizontal automaton), with the 1-counting DFA (left vertical automaton). The *dashed* transitions represent ellipsis in the construction between $m = 2$ and $m = \ell - 1$, while the *dotted* transitions at the bottom of the resulting automaton make it complete

it can thus be represented by a conventional DFA, while keeping the feature of having several distinct final states.

As an illustration, Fig. 2 displays the *at least one hit* DFA for the spaced seed 101 (on the top), the linear 1-counting DFA (on the vertical left part) to isolate alignments with exactly m matches, and finally their intersection product, that represent the intersecting language as a new DFA (itself obtained by crossing *synchronously* the two previous DFAs). Note that each of the final states $p_m \times q_5$ (for $m < \ell$) of the resulting DFA is reached by alignment sequences with exactly m matches that are also detected by the seed 101 (unless for the last state $p_\ell \times q_5$, where $\geq \ell$ matches may have been detected).

Then, starting with the empty word (counted once from the initial state $p_0 \times q_1$), it is then possible to count the number of words of size one (two words 0 and 1 on a binary alphabet) by following transitions from the initial state to $p_0 \times q_1$ and $p_1 \times q_2$, respectively; from the (two) states already reached, it is then possible to count words of size two (four words on a binary alphabet), and so on, while keeping, for each DFA state $p_m \times q_j$ and on each step i , a *single count* record, which represents the size of the subset of the partition of the 2^i words that reach $p_m \times q_j$.

Note that, for a seed π of weight w_π and span s_π (thus with $s_\pi - w_\pi$ *don't-care* symbols), the *at least one hit* automaton size is in $\mathcal{O}(w_\pi 2^{s_\pi - w_\pi})$, so the intersection with the classes of alignments that have m matches out of ℓ leads to a full size in $\mathcal{O}(\ell w_\pi 2^{s_\pi - w_\pi})$: the computational complexity of the algorithm can thus be estimated in $\mathcal{O}(\ell^2 w_\pi 2^{s_\pi - w_\pi})$ in time and $\mathcal{O}(\ell w_\pi 2^{s_\pi - w_\pi})$ in space. As shown by [1], it can be processed incrementally for all the alignment lengths up to ℓ , with the only restriction that the numbers of alignments per state ($\leq 2^\ell$) fit inside an integer word (64 or 128bits).

We first mention that a *breadth-first* construction of the intersection product can be used to limit the *depth* of the reached states to ℓ . We have already noticed that several authors have performed equivalent tasks with a matrix for the full automaton [86], or with a vector for each automaton state [1], probably because contiguous memory performance is better. An advantage of such lazy automaton product evaluation may be that, besides the fact that it is a *generic* automaton product, we avoid *sparse data-structures* combined with *many non-reachable* states (for example, $p_{\ell-1} \times q_1$ and $p_\ell \times q_1$ will never be reached on any sequences of size $\ell > 2$: since two *mismatches* are needed to reach them, then p_m must always have its associated number of *matches* $m \leq \ell - 2$).

We finally mention that a similar method was used in [87] to compute correlation coefficients between the

seed *number of hits* or the seed *coverage*, and the *true* alignment Hamming distance.³

In the following sections, we will use the (m -matches counting) $c_{\pi,m}$ coefficients to compute, either probabilities on continuous models, or frequencies on discrete models.

Continuous models

Bernoulli polynomial form and dominance between seeds

Once the $c_{\pi,m}$ coefficients (the number of alignments of length ℓ with m matches that are detected by the seed π) are determined, the probability to hit an alignment of length ℓ under a Bernoulli model (where the probability of having a match is p) can be directly computed as a polynomial over p of degree at most ℓ :

$$\begin{aligned} Pr_\pi(p, \ell) = & c_{\pi,0} p^0 (1-p)^\ell + c_{\pi,1} p^1 (1-p)^{\ell-1} + \dots \\ & \dots + c_{\pi,\ell-1} p^{\ell-1} (1-p)^1 + c_{\pi,\ell} p^\ell (1-p)^0 \end{aligned} \quad (1)$$

The expression (1) was first proposed by [1] for spaced seeds, noticing that each alignment with m match symbols and $\ell - m$ mismatch symbols, “*no matter how arranged*”, has the same probability $p^m (1-p)^{\ell-m}$ to occur. The coefficient $c_{\pi,m}$ then gives the number of such (obviously independent) alignments that are detected by the seed π . This leads, for all the possible number of match/mismatch symbols in an alignment of length ℓ , to the expression (1) of the sensitivity for π . At first sight, we would conclude that this formula might be numerically unstable without any adapted computation, due to large $c_{\pi,m}$ coefficients, opposed to rather small $p^m (1-p)^{\ell-m}$ probability values. But we will see that this expression (1) is not so frequently evaluated, and when it is, requires more involved tools than a classical numerical computation.

Mark and Benson [1] also include in their paper an elegant and simple *partial order* named dominance between seeds: suppose that two spaced seeds π_a and π_b have to be compared according to their respective $c_{\pi_a,m}$ and $c_{\pi_b,m}$ coefficients: now, assume that, $\forall m \in [0 \dots \ell]$ $c_{\pi_a,m} \geq c_{\pi_b,m}$ (with at least a single difference on at least one of the coefficients), then we can conclude that π_a *dominates* π_b , and thus that π_b can be discarded from the possible set of optimal seeds. Indeed, the sensitivity, defined by the formula (1) as a sum of *same positive* terms $p^m (1-p)^{\ell-m}$, each term being respectively multiplied by a *seed-dependent positive* coefficient $c_{\pi,m}$, guarantee that the sensitivity of π_b will never be better than the sensitivity of π_a , whatever parameter $p \in [0, 1]$ is chosen.

³ Technical details at http://bioinfo.cristal.univ-lille.fr/yass/iedera_coverage/index_additional.html.

In practice, from the initial set of all the possible seeds of given weight w and maximal span s , several seeds can be discarded using this dominance principle, reducing the initial set to a small subset of candidate seeds to optimality. But this *dominance principle* is a *partial order* between seeds: this signifies that some seeds *cannot* be compared.

As an illustration, Table 1 lists the $c_{\pi,m}$ coefficients of two single seeds, the contiguous seed (11111111111), and the Patternhunter I spaced seed (111010010100110111), for the alignment length $\ell = 64$. Note that comparing only the pairs of coefficients $c_{11111111111,m}$ and $c_{111010010100110111,m}$ does not help in choosing/discarding any of the two seeds by the dominance principle, since $c_{11111111111,m} > c_{111010010100110111,m}$ when $m \leq 18$, or $c_{11111111111,m} \leq c_{111010010100110111,m}$ otherwise (with a strict inequality when $m \leq 59$). Actually, both seeds are included in the set of the dominant seeds of weight $w = 11$ found on alignments of length $\ell = 64$, as mentioned by [1], and verified in our experiments.

Surprisingly, according to the experiments of [1], very few single seeds are *overall dominant* in the class of seeds of same weight w and fixed or restricted span s (e.g. $s \leq 2 \times w$): this *dominance* criterion was thus used as a filter for the pre-selection of optimal seeds. In the section “Experiments”, we show that the dominance selection also scales reasonably well for selecting multiple seeds candidates.

Hit Integration and its associated polynomial form

Hit Integration (HI) for a given seed π was proposed by [2] as $\int_{p_a}^{p_b} Pr_{\pi}(p,\ell) dp$ for a given interval $[p_a, p_b]$ (with $0 \leq p_a < p_b \leq 1$), where $Pr_{\pi}(p, \ell)$ is the probability for the seed π to hit an alignment of length ℓ generated by a Bernoulli model of parameter p , as mentioned at the beginning of the previous part.

The main idea behind this integral formula is that, to cope with a “once set” and “single” p value that gives higher probabilities to alignments with percent

Table 1 Polynomial coefficients

m	$c_{11111111111,m}$	vs	$c_{111010010100110111,m}$	$c_{11111111111,m} - c_{111010010100110111,m}$	$\binom{\ell=64}{m}$
11	54	>	47	+7	3284214703056
12	2809	>	2491	+318	13136858812224
13	71656	>	64766	+6890	47855699958816
14	1194726	>	1101022	+93704	159518999862720
15	14641250	>	13762775	+878475	488526937079580
16	140614565	>	134875195	+5739370	1379370175283520
17	1101959040	>	1079001425	+22957615	3601688791018080
18	7244724760	>	7244718291	+6469	8719878125622720
19	40770844660	>	41657015519	-886170859	19619725782651120
20	199422609750	>	208283509933	-88609001183	41107996877935680
21	857960383280	>	916431510317	-58471127037	80347448443237920
22	3277621380677	>	3582286065137	-304664684460	146721427591999680
23	11204891663658	>	12537156246105	-1332264582447	250649105469666120
24	34497110919250	>	39535559114049	-5038448194799	401038568751465792
25	96159187213600	>	112936248584277	-16777061370677	601557853127198688
26	243763479345750	>	293540495751220	-49777016405470	846636978475316672
27	564093286500926	>	696814345058019	-132721058557093	1118770292985239888
28	1195421472109319	>	1515471845391157	-320050373281838	1388818294740297792
29	2326215369539880	>	3027659295087000	-701443925547120	1620288010530347424
30	416062298664175	>	5568629383085086	-1402567084420911	177090076065542336
31	6879820141519780	>	9446128873860559	-2566308437341075	1832624140942890534
32	10492775658436071	>	1479957865396876	-4306802995500805	177090076065542336
33	14798700315741024	>	21439532801385436	-6640832485644412	1620288010530347424
34	19320389713130985	>	28740508306965946	-9420118593834961	1388818294740297792
35	23366558713472100	>	35669405026997193	-12302846313525093	1118770292985239888
36	27219853884514060	>	43615425947917806	-16395572063403746	846636978475316672
37	26225237830956885	>	42947005673390702	-16721767842433817	601557853127198688
38	23419576997614252	>	39105472634332839	-15685895636718587	401038568751465792
39	19375229711450000	>	32890005171748738	-13514725460298738	250649105469666120
40	14838407971200840	>	25512761744419311	-10674353773218471	146721427591999680
41	10508138298881405	>	18217341897718037	-7709203598836632	80347448443237920
42	6871432453555670	>	11945918621774786	-5074486168219116	41107996877935680
43	4141671553771500	>	1713408931309221	-3031737377537721	19619725782651120
44	2295920726320600	>	3931419207110065	-1635498480789465	8719878125622720
45	1167451399456015	>	1958941918042764	-791490518586749	3601688791018080
46	542811202068762	>	883659819808009	-340848617739247	1379370175283520
47	229916824107023	>	359224789199125	-129307965092102	488526937079580
48	88333146992720	>	131012177925790	-42679030933070	8719878125622720
49	30629979651075	>	42697694041897	-12067714390822	47855699958816
50	9532295505880	>	12400365695291	-2868070189411	13136858812224
51	2645918048566	>	3205551423838	-559633375272	3284214703056
52	650712755004	>	737766347839	-87053592835	743595781824
53	140817870050	>	151204825507	-10386955457	151473214816
54	26634941702	>	27534130189	-899188487	27540584512
55	4374599544	>	4426105322	-51505778	4426165368
56	619583272	>	621216072	-1632800	621216192
57	74955853	>	74974368	-18515	74974368
58	7624506	=	7624512	-6	7624512
59	635376	=	635376	0	635376
60	41664	=	41664	0	41664
61	2016	=	2016	0	2016
62	64	=	64	0	64
63	1	=	1	0	1
64	1	=	1	0	1

Number $c_{\pi,m}$ of alignments of length $\ell = 64$ with exactly m matches that are hit, by the contiguous seed (first column), by the Patternhunter I spaced seed (second column), and their respective difference (third column). The fourth column indicates the maximal number of alignments of length $\ell = 64$ with exactly m matches that could have been detected: when equality occurs with the first or the second column, the seed is then considered to be *lossless*: when this occurs, the background of the cell is pink

identities close to p , a given interval $[p_a, p_b]$ is more suitable. In terms of the generative process, $\frac{\int_{p_a}^{p_b} Pr_{\pi}(p, \ell) dp}{p_b - p_a}$ can be interpreted as choosing uniformly a value for the Bernoulli parameter p in the range $[p_a, p_b]$, each time and once per alignment sequence, before running the Bernoulli model to generate this full alignment sequence x of length ℓ .

An illustration of the full probability mass function for the Hit Integration compared with the Bernoulli and the Heaviside distributions (the latter is defined in the next section) is given in Fig. 3 for alignments of length $\ell = 64$.

Chung and Park [2] pointed out that designed spaced seeds were of different shapes, and that several seeds obtained on $[p_a = 0, p_b = 1]$ or $[p_a = 0.5, p_b = 1]$ were in practice better (compared with three other criteria tested in their paper). We also noticed that the method of [2] was modeled on the [27] recursive decomposition, and is based on a very careful and non-trivial analysis of the terms $I^k[i, b]$ defined by :

$$I^k[i, b] = \int p^k \times Pr_{\pi}((i, b)) dp$$

with i : position along alignment, b : alignment suffix that is also π -prefix hitting, over the parameter $k \in [|b|_1 \dots \ell - i + |b|]$, and their relationship: this leads to their recurrence formula

$I^k[i, b] = I^k[i, b_0] + I^{k+1}[i, b_1] - I^{k+1}[i, b_0]$ computed with the [27] algorithm scheme, using an additional internal loop layer for $k \in [|b|_1 \dots \ell - i + |b|]$, and a non-obvious ordering of the computed terms on k vs $|b|$ to remain DP-tractable.

Even if the algorithm we propose to compute the Hit Integration (in the next paragraph) has the same theoretical worst case complexity, its advantages are twofold:

- We propose a dynamic programming algorithm that is strictly equivalent to the one previously proposed for the the Bernoulli model : in fact, both model-dependent algorithms can even pool their most time-consuming part. Moreover, the automaton used by the dynamic programming algorithm can be previously minimized: this reduction is greatly appreciated when multiple seeds are processed.
- We propose a parameter-free approach for the p_a or p_b parameters: it is therefore possible to compute, on any interval, how far a seed is optimal; moreover, we will show that the dominance criterion can be applied as a pre-processing step.

The Hit Integration $\int_{p_a}^{p_b} Pr_{\pi}(p, \ell) dp$ can be rewritten by applying the polynomial formula (1) into:

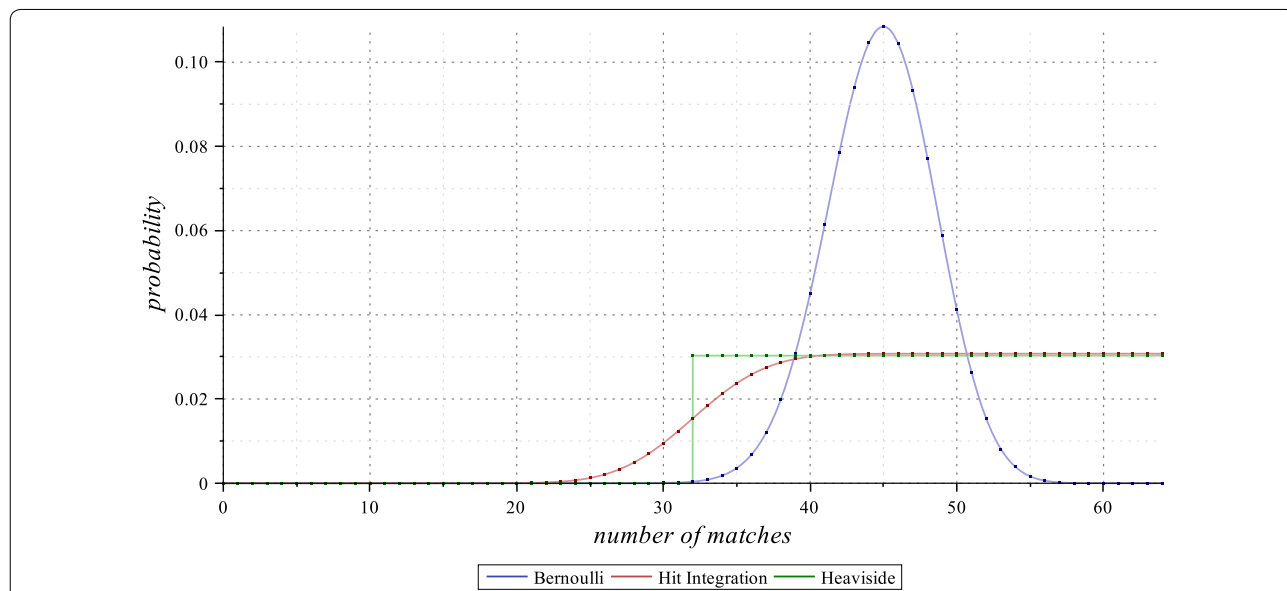


Fig. 3 Bernoulli, Hit Integration, and Heaviside models. The Bernoulli (for $p = 0.7$), the $\int_{0.5}^{1.0}$ Hit Integration, and the $\sum_{\frac{1}{2}}^1$ Heaviside probability mass functions of the number of matches, on alignments of length $\ell = 64$. Highlighted dots indicate the weights given for each alignment class with a given number of matches m out of ℓ alignment symbols, under each of the three models. Note that, since the sum of the weights is always 1 for any model, and since the class of alignments with exactly $m = 32$ matches out of $\ell = 64$ is fully included in $\sum_{\frac{1}{2}}^1$ Heaviside model but only half-included in $\int_{0.5}^{1.0}$ Hit Integration model, there is a thin difference between the two resulting lines

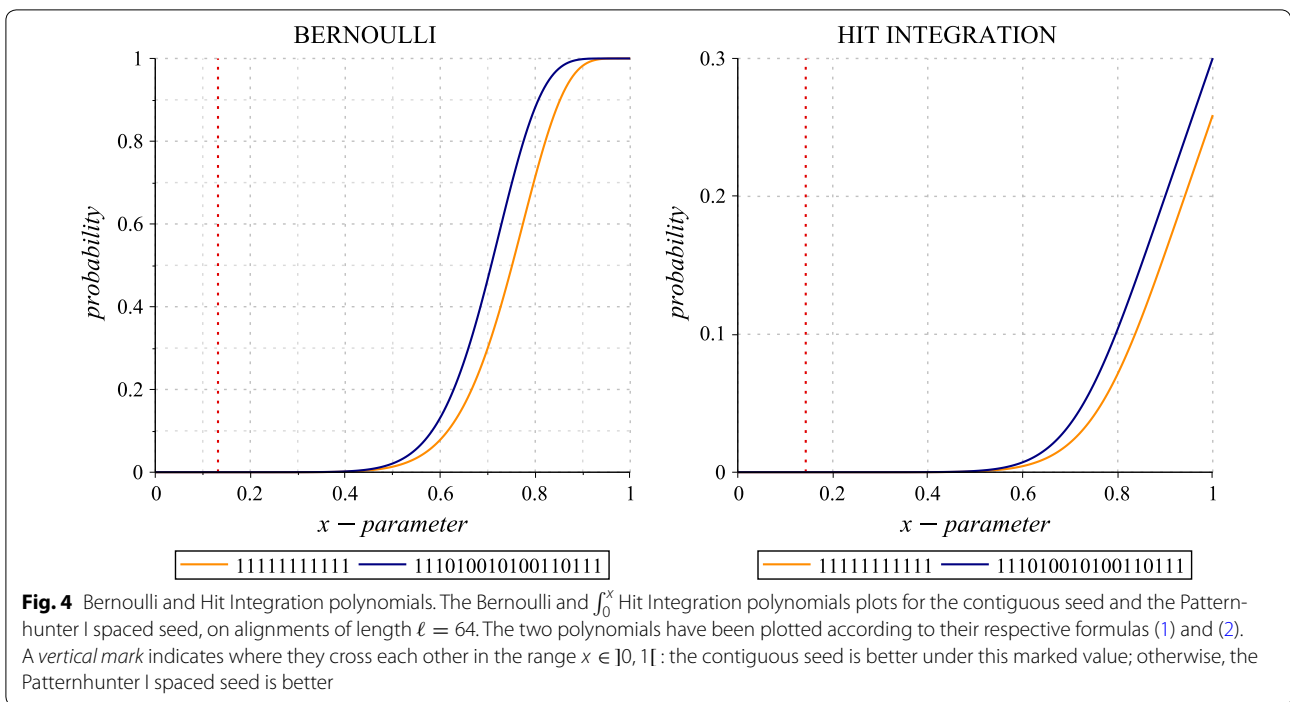


Fig. 4 Bernoulli and Hit Integration polynomials. The Bernoulli and \int_0^x Hit Integration polynomials plots for the contiguous seed and the Patternhunter I spaced seed, on alignments of length $\ell = 64$. The two polynomials have been plotted according to their respective formulas (1) and (2). A vertical mark indicates where they cross each other in the range $x \in]0, 1[$: the contiguous seed is better under this marked value; otherwise, the Patternhunter I spaced seed is better

$$\int_{p_a}^{p_b} Pr_{\pi}(p, \ell) dp = \int_{p_a}^{p_b} \sum_{m=0}^{\ell} c_{\pi,m} p^m (1-p)^{\ell-m} dp$$

$$= \sum_{m=0}^{\ell} c_{\pi,m} \int_{p_a}^{p_b} p^m (1-p)^{\ell-m} dp \quad (2)$$

Two interesting features can then be deduced from this trivial rewriting.

First, for any constant integers u and v , since the integral of the polynomial part $\int_{p_a}^{p_b} p^u (1-p)^v dp = \left[p^{u+1} \sum_{k=0}^v \binom{v}{k} \frac{(-p)^k}{u+k+1} \right]_{p_a}^{p_b}$ can be easily computed (as a larger degree polynomial), the integral of the right part of the formula (2) can be pre-computed independently of the counting coefficients $c_{\pi,m}$ and thus independently of the seed π . Thus, only $c_{\pi,m}$ coefficients characterize the seed π for both the Bernoulli model and the Hit Integration model.

Moreover, we can see that, for $0 \leq p_a < p_b \leq 1$ and for all $m \in [0 \dots \ell]$, the integral $\int_{p_a}^{p_b} p^m (1-p)^{\ell-m} dp$ of the right part of the formula (2) is always positive. Therefore, the dominance between seeds also can be directly applied on the $c_{\pi,m}$ coefficients to select dominant seeds before computing the Hit Integration (for any range $[p_a, p_b]$) by applying the formula (2), thereby saving computation time for the optimal set of seeds.

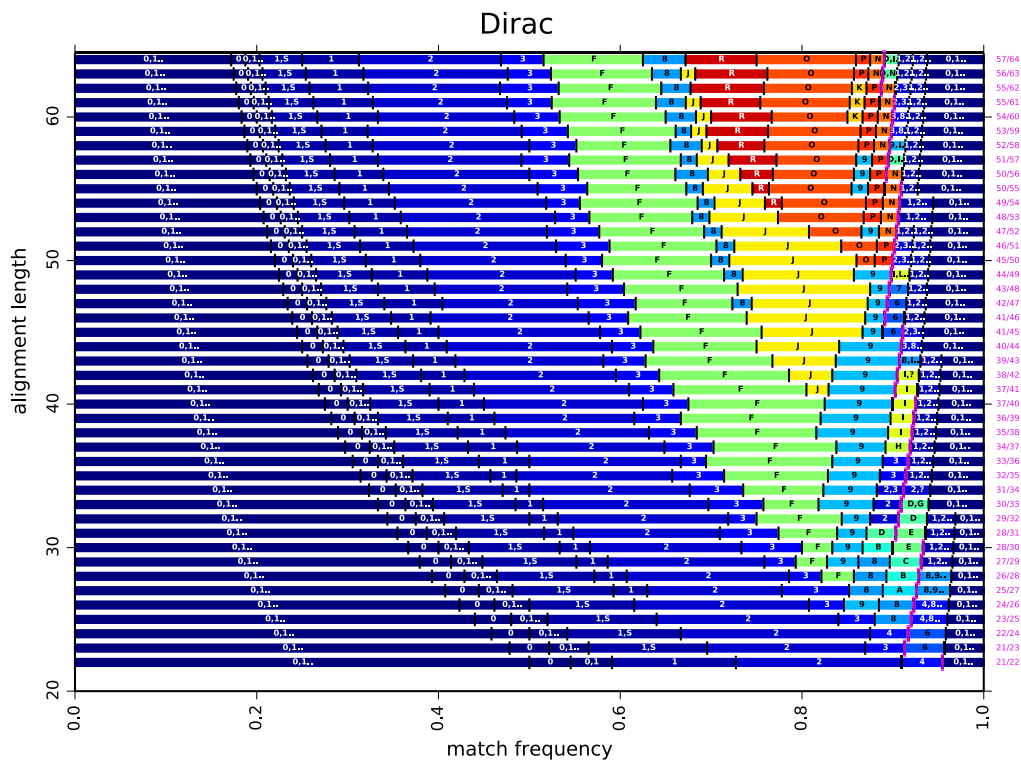
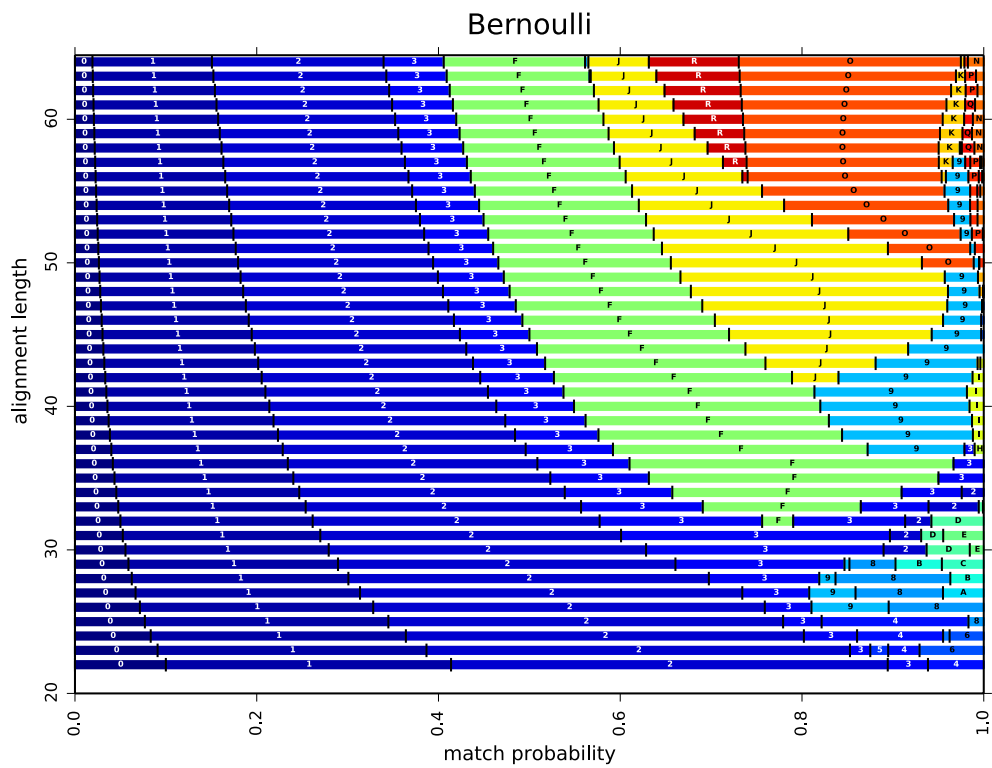
As a consequence, even if the optimal seeds selected from the Bernoulli and the Hit Integration models may

have different shapes, all such optimal seeds are guaranteed to be dominant⁴ in the sense of [1]. Note that the dominance of a seed can be computed independently of any parameter p , or here, any parameters $[p_a, p_b]$: the dominance criterion can thus be used to pre-select seeds using exactly the same process proposed at the end of the previous part.

As an illustration, Fig. 4 plots the Bernoulli (left) and the \int_0^x Hit Integration (right) polynomials of two seeds: the contiguous seed (111111111111) and the Patternhunter I spaced seed (111010010100110111) which are the two already mentioned out of the forty dominant seeds of weight $w = 11$ on alignments of length $\ell = 64$. Note that the Patternhunter I spaced seed, when compared to the contiguous seed, turns out to be better, if we consider the Bernoulli criterion only when $p > 0.13209$ (dark red dashed line)⁵, or if we consider the \int_0^x Hit Integration criterion only when $x > 0.14301$ (dark red dashed line). However, if one wants to consider, not the \int_0^x , but the \int_x^1 Hit Integration criterion (data not shown), then the Patternhunter I spaced seed will always outperform the contiguous seed, even if both seeds are dominant in terms of $c_{\pi,m}$ coefficients and cannot be directly compared at first with this partial order dominance.

⁴ This side result is not discussed in [2], probably because they were more interested by the seed rank and not necessary the “optimal seed”, which they sometime called “dominant”.

⁵ As already observed by [63].



0 = 1111111111	5 = 11011010110111	A = 1101110001011011	F = 111010110110111	K = 1101110101001111	P = 1011001011101111
1 = 111101111111	6 = 1110010111001011	B = 1111001001010111	G = 111100100010010111	L = 111001010110010111	Q = 1011110110010111
2 = 11110111011111	7 = 1101111000101111	C = 110111000010110111	H = 1111000100010010111	M = 101110010110010111	R = 111010010100110111
3 = 11101101011111	8 = 1110110001011111	D = 111010110001001111	I = 1110100111101111	N = 1100110101011111	S = 11110111111111
4 = 1111010011011111	9 = 1110111010011111	E = 110111000001011011	J = 1110100101110111	O = 111001011001010111	T = 11011110111111

(See figure on previous page.)

Fig. 5 Bernoulli and Dirac optimal seeds. The Bernoulli and Dirac optimal seeds, for single seeds of weight 11 and span ≤ 22 , over the match probability or the match frequency of each model (x-axis), and on any alignment length $\ell \in [22 \dots 64]$ (y-axis). On both Figs. 5 and 6, we choose to represent the same seeds with the same label and with the same background color. On discrete models, a pink mark is set. Seeds on the right of this mark are lossless for the two parameters indicated on the right margin: the minimum number of matches m over the alignment length ℓ

We finally mention that, for alignments of length $\ell = 64$, both the contiguous seed and the Pattern-hunter I seed are in the set of the twelve optimal seeds found for the Bernoulli model⁶ (they are reported by symbols **O** and **R** in Fig. 5, top line of the first plot). Both are also in the set of the eight optimal seeds for the \int_0^x Hit Integration model. But, quite surprisingly, neither of the two is in the set of the four optimal seeds for the \int_x^1 Hit Integration model (reported in Fig. 6, top line of first plot). In fact, for the \int_x^1 Hit Integration model, the spaced seed 111001011001010111 (reported by a symbol **O** in Fig. 6, top line of first plot) is optimal⁷ on a wide range of x ($x \in [0, 0.97189]$) before being surpassed by three other seeds (**K**, **P** and **N** in Fig. 6, top line of the first plot).

Discrete models and lossless seeds

In this section, we propose two additional models for selecting seeds. We will name them *Dirac* and *Heaviside*. These models can be seen as the *discrete* counterparts of the Bernoulli and the Hit Integration models, and are simply defined by:

- 1 $Dirac_\pi(m, \ell) = \frac{c_{m,\pi}}{\binom{\ell}{m}}$, to give the ratio between the number of alignments detected by the seed π over all the alignments of length ℓ with exactly m matches,
- 2 $Heaviside_\pi(m_a, m_b, \ell) = \frac{\sum_{m=m_a}^{m_b} Dirac_\pi(m, \ell)}{m_b - m_a + 1}$, to give the average ratio, over any number of matches m between m_a and m_b (out of ℓ) of the previously defined Dirac model. The *Heaviside* full distribution has already been illustrated in Fig. 3, together with the *Hit Integration* distribution with similar parameters.

As long as we allow the possible loss of some of the *strictly equivalent*⁸ seeds in terms of sensitivity defined

⁶ As already mentioned by [1].

⁷ As already mentioned by [2], but for the non-parametrized \int_0^1 and $\int_{\frac{1}{2}}^1$ Hit Integration model.

⁸ To give a quick and intuitive example, we consider an extreme case : an alignment of fixed length ℓ without any mismatch symbol. Any seed π of weight $w_\pi \leq \ell$ and span $s_\pi \leq \ell$ obviously detects this alignment, whatever its shape is, so $Dirac_\pi(m = \ell, \ell)$ and $Heaviside_\pi(m_a = \ell, m_b = \ell, \ell)$ reach their maximal sensitivity of 1. For a given weight w , the restriction of all these seeds to dominant seeds implies that many are lost when dominance selection is applied to keep the best representatives.

by the Dirac and Heaviside functions, the *dominance* criterion can be applied to filter out many candidate seeds.

In addition, the Dirac and Heaviside functions are based on *rational number* computations/comparisons: they are thus one or two orders of magnitude faster and lighter to compute and store, compared to the polynomial forms given by the continuous models of the previous section.

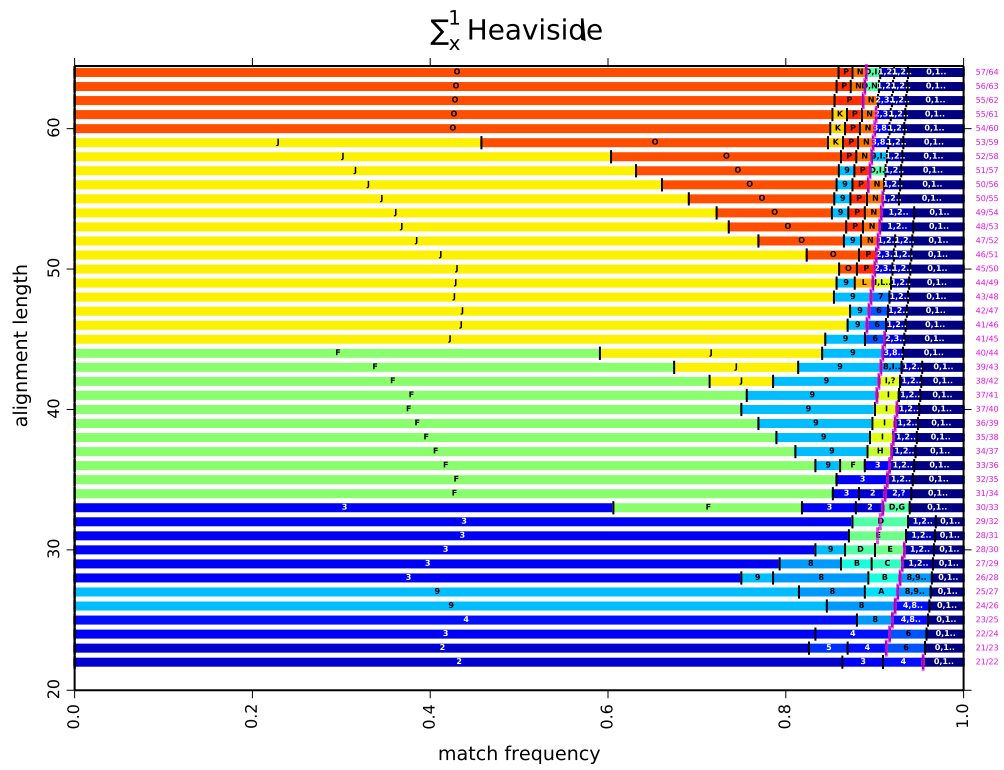
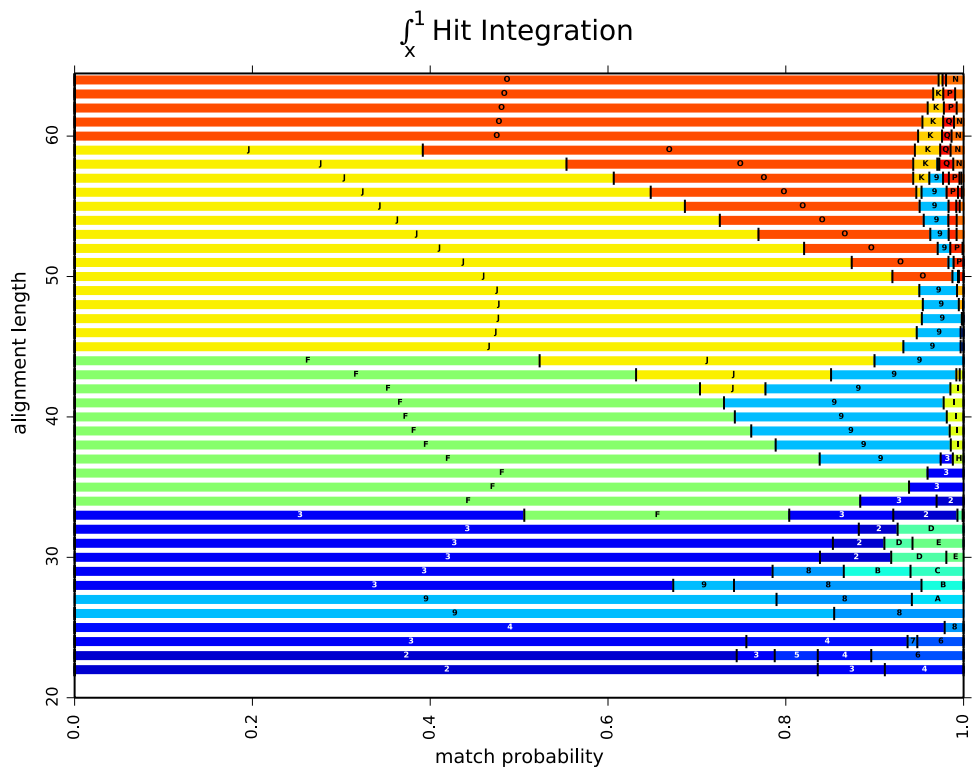
Finally, an interesting feature of the $Dirac_\pi(m, \ell)$, also true for the specific $Heaviside_\pi(m, \ell, \ell)$, is that, when the number of match symbols m is large enough, one seed π (or sometime several seeds) can meet the equality $c_{\pi, m'} = \binom{\ell}{m'}$ for all $m' \geq m$. Such seeds are thus lossless since they can detect all the alignments of length ℓ with at least m matches (or with at most $\ell - m$ mismatches), and obviously the best lossless ones are retained in the set of dominant seeds, when the equality $c_{\pi, m} = \binom{\ell}{m}$ occurs. As a side consequence, the best *lossless seeds* are also in the set of *dominant seeds* and will be reported in the experiments.

Note that, to keep a symmetric notation with the $\int_{p_a}^{p_b}$ *Hit Integration*, and also have the same range for the domain of definition ($0 \leq p_a < p_b \leq 1$), we will use the “frequency” notation $\sum_{f_a}^{f_b} Heaviside$ to designate $Heaviside(\lfloor \ell \times f_a \rfloor, \lfloor \ell \times f_b \rfloor, \ell)$. We will also rescale the *Dirac* function on the *Bernoulli’s* domain of definition, by using the frequency f ($0 \leq f \leq 1$) to designate $Dirac(\lfloor \ell \times f \rfloor, \ell)$.

Experiments

Single spaced seeds ($n = 1$) and multiple co-designed spaced seeds ($n \in [2 \dots 4]$) of weight $w \in [3 \dots 16]$ and span s at most $2 \times w$ have been considered. Note that, for single seeds of large weight ($w \geq 15$), or for multiple seed, the full enumeration is respectively burdensome or intractable, so we prefer to apply the hill-climbing algorithm of Iedera [88]: selected dominant spaced seeds are thus *locally dominant*, since it would be computationally unfeasible to guarantee their overall dominance. All the spaced seeds are evaluated on alignments of length $\ell \in [2 \times w \dots 64]$.

The main idea during the evaluation, also used by [1] but only for the single Bernoulli criterion and on a single spaced seed, is to split the computation in two distinct stages:



0 = 1111111111	5 = 110111010111	A = 1101110001011011	F = 111010110110111	K = 110111010001111	P = 1011001011110111
1 = 111110111111	6 = 11100101110010111	B = 11110010010101111	G = 1111001000100101111	L = 111001010110010111	Q = 1011110110010111
2 = 1111011101111	7 = 1101111000101111	C = 110111000010110111	H = 111100010001001001111	M = 101110010110010111	R = 111010010100110111
3 = 1110110101111	8 = 1110110010101111	D = 111010110010001111	I = 111010011110111	N = 110011010101111	S = 111101111111
4 = 1111100110111	9 = 111011110100111	E = 11011100001011011	J = 1110100101110111	O = 11100101100101011	T = 110111101111

3764
3663
5562
5561
5460
5359
5258
5157
5056
5055
4954
4853
4752
4651
4550
4449
4348
4247
4146
4145
4044
3943
3842
3741
3740
3639
3538
3437
3336
3235
3134
3033
2932
2831
2830
2729
2628
2527
2426
2325
2224
2123
2122

(See figure on previous page.)

Fig. 6 Hit Integration and Heaviside optimal seeds. The \int_x^1 Hit Integration and \sum_x^1 Heaviside optimal seeds, for single seeds of weight 11 and span ≤ 22 , over the match probability or the match frequency of each model (x -axis), and on any alignment length $\ell \in [22 \dots 64]$ (y -axis). On both Figs. 5 and 6, we choose to represent the same seeds with the same label and with the same background color. On discrete models, a pink mark is set. Seeds on the right of this mark are lossless for the two parameters indicated on the right margin: the minimum number of matches m over the alignment length

- 1 Selecting the *set of dominant seeds* is the first stage: it provides a reduced set of candidate seeds. Note that the dominant selection can be applicable without prior knowledge of the sensitivity criterion being used, provided that this sensitivity criterion is established on *i.i.d* sequence alignments (this last requirement is true for the *Bernoulli*, the *Hit Integration*, the *Dirac*, and the *Heaviside* models).
- 2 Comparing each of the seeds from the *set of dominant seeds* with a sensitivity criterion is the second stage: it usually depends on *at least* one parameter (for example, for the *Bernoulli* model: the probability p to generate a match) which has different consequences on continuous and discrete models:

- For the *Bernoulli* and the *Hit Integration* continuous models, this implies comparing p -parametrized or $[p_a, p_b]$ -parametrized polynomials: we follow the idea proposed in [1] for the *Bernoulli* model and also apply it on the *Hit Integration* model where we compute the $\int_0^x HI$ and the $\int_x^1 HI$ respectively. Let us concentrate on the *Bernoulli* model with a (single) free parameter p : For two dominant seeds π_a and π_b and a given length ℓ , we compute their respective polynomials $Pr_{\pi_a}(p, \ell)$ and $Pr_{\pi_b}(p, \ell)$ and their difference $Pr_{\pi_a - \pi_b}(p, \ell) = Pr_{\pi_a}(p, \ell) - Pr_{\pi_b}(p, \ell)$ (an example of its associated coefficients is illustrated on the third column of Table 1), from which zeros in the range $p \in [0, 1]$ are numerically extracted using solvers from `maple` or `maxima`. Using the p -intervals between these zeros, it is then possible to determine whether $Pr_{\pi_a - \pi_b}(p, \ell)$ is positive or negative, and thus which of the two seeds π_a or π_b is better according to p . Finally, the Pareto envelope (*optimal seeds*) can be extracted from the initial set of dominant seeds.
- For the *Dirac* and the *Heaviside* discrete models, this implies comparing, instead of real-valued polynomials, integer numbers for the *Dirac* model (and respectively rational numbers for the *Heaviside* model), which is an easier and lighter process. The **Pareto envelope** can then be easily extracted from these discrete models to select the *optimal seeds* from the set of dominant seeds. We have also

extracted the lossless part for the *Dirac* and the \sum_x^1 *Heaviside* criteria.

In the aforementioned experiments, we noticed that the size of the *set of dominant seeds* was at most 3359 (with a median size of 57 and an average size of 303 for all the experiments). To briefly illustrate this point, a list of each maximum size in our experiments is provided on Table 2.

So far, we restricted the span of our designed seeds to $2 \times w$, and also did not consider one single fixed probability p during the optimization process. These restrictive conditions could be of course alleviated, but we mention here that computed sensitivities are close to (even if not strictly speaking “better than”) the top ones mentioned in several publications [56, 77, 78, 80] where the emphasis was on the heuristic being used for designing seed, the speed of the optimization algorithm, and the best seed for a fixed probability p . Table 3 has been extracted from the Table 1 of recently published paper [80] and summarizes known optimal sensitivities.

Note that we did not use any *Overlap Complexity/Covariance* heuristic optimisation here (to stay in a generic framework), and simply apply the very simple hill-climbing algorithm of *Iedera*. We also mention that our seeds are not definitely the best ones, but since they are published, their sensitivity can be checked using other software, as *mandala* [63], *SpEED* [56], or *rasbhari* [80] ([43, 57] did the same with the seeds obtained with the *SpEED* software).

Finally, to show a typical output of this generalized parameter-free approach, optimal single ($n = 1$) seeds of weight $w = 11$ have been plotted according to the main parameter of each model (horizontal axis) and the length ℓ of the alignment (vertical axis) in Figs. 5 and 6. On discrete models, a pink mark represents the lossless border: seeds on the right of this border are by essence **lossless** for the set of parameters. On the right margin of the discrete models, we indicate the fraction of the minimum number of matches m over the alignment length ℓ to be *lossless*.

We provide the scripts and the whole set of single and multiple seeds, in http://bioinfo.cristal.univ-lille.fr/yass/iedera_dominance in the hope this will be useful to alignment software and spaced seeds alignment-free metagenomic classifiers.

Table 2 Maximum size of the set of dominant seeds

n	w													
	3	4	5	6	7	8	9	10	11	12	13	14	15	16
1	2 (64)	7 (64)	8 (62)	13 (64)	15 (64)	26 (61)	23 (60)	32 (62)	40 (64)	45 (63)	46 (64)	48 (59)	74 (64)	84 (64)
2	5 (64)	12 (63)	35 (63)	41 (61)	52 (64)	99 (64)	128 (60)	197 (62)	231 (61)	207 (59)	350 (63)	320 (64)	439 (64)	376 (41)
3	6 (60)	26 (64)	85 (64)	84 (62)	204 (64)	320 (60)	391 (56)	485 (56)	854 (62)	932 (64)	1103 (64)	1449 (41)	1508 (64)	1812 (63)
4	7 (64)	29 (64)	124 (64)	190 (64)	254 (64)	535 (59)	811 (64)	1041 (58)	1450 (63)	1908 (64)	1775 (62)	2364 (39)	3125 (63)	3359 (37)

For n seeds of weight w , we indicate the maximum size of the dominant set found in our experiments on all the alignment lengths $\ell \in [s \dots 64]$. We also give the largest alignment length (ℓ) where this maximum has been reached

Discussion

In this paper, we have presented a generalization of the usage of dominant seeds, first on the Hit integration model with a parameter-free approach, and also on two new discrete models (named Dirac and Heaviside) that are related to lossless seeds. In this parameter-free context, we show that all these models can be computed with help of a method for counting alignments of particular classes, themselves represented by regular languages, and a counting semi-ring to perform an efficient set size computation.

We open the discussion with the complementary asymptotic problem, before going to finite but multivariate model extensions.

Complementary asymptotic problem

So far, we only have considered a set of finite alignment lengths ℓ to design seeds. *But* limiting the length is far from satisfactory, so the next problem deserves consideration too: the asymptotic hit probability of seeds [63, 89–91].

As an example, if we consider the Bernoulli model where we choose p in the interval $]0, 1[$, and then consider the probability $Pr_\pi(p, \ell)$ for π to hit an alignment of length ℓ (noted $Pr_\pi(\ell)$ to simplify), then it can be shown that the complementary probability $\overline{Pr_\pi(\ell)}$ [see for example 91, equation (3)] follows

$$\lim_{\ell \rightarrow \infty} \overline{Pr_\pi(\ell)} = \beta_\pi \lambda_\pi^\ell (1 + o(1))$$

Here λ_π is the largest (positive) eigenvalue of the sub-stochastic matrix of π where final states have been removed, this matrix computing thus the distribution $\overline{Pr_\pi(\ell)}$ when powered to ℓ (see section 3.1 λ_π and β_π of [63]).

As an example, for $p = 0.7$ and for the Patternhunter I spaced seed, we have (with help of a Maple script) $\{\lambda, \beta\}_{1111010010100110111} = \{0.98731, 0.22667\}$, that can

be compared with the contiguous seed of same weight $\{\lambda, \beta\}_{111111111111} = \{0.99364, 0.44784\}$. [63] have proven that, in the class of seeds with the same weight, contiguous seeds have the largest value λ and thus are the asymptotic worst-case in terms of hit probability, a trait shared with the *uniformly spaced* seeds of same weight (e.g. 101010101010101010101010101010101 or 1001001001001001001001001001001001).

Comparing seeds asymptotically can thus be done easily by comparing their respective λ eigenvalue, or their β when λ equality occurs, but it seems to be *computationally possible*⁹ only if p is set numerically before the analysis.

Moreover *dominant seeds*’ extracted from this paper on a limited alignment length ℓ (here $\ell \leq 64$) would not always be optimal for any ℓ : such seeds can, however, be justified as “good” candidates for seeds of restricted span (e.g. $s \leq 2 \times w$), but definitely not the optimal ones, unless dominance is computed on a wider range of alignment length ℓ values.

For example, the best (smallest) λ for any *dominant* seed of weight $w = 11$ and span at most $2 \times w$, on alignments of length $\ell \leq 64$ is 0.98714 for the seed 1110010100110010111. Surprisingly, even if this seed reaches the smallest λ out of its *dominant* class, it never occurred in the *optimal* seeds, in any of our experiments. Moreover, we have checked that another seed 1110010100100100010111 has an even smaller $\lambda = 0.98669$: this last seed was not dominant for $\ell \leq 64$, but would be in the class of seeds of span at most $2 \times w$ if larger values of ℓ were selected.

Finally, a parameter-free analysis implying both p and ℓ seems difficult to apply for large seeds. It is interesting to notice that several of our preliminary experiments

⁹ At least to the author, but this parametrized problem is intrinsically interesting in itself.

Table 3 Sensitivity comparison of different programs

w	p	SpEED	AcoSeed	FastHC	MuteHC	Rasbhari	Current sensitivity (δ)
10	0.75	90.9098	90.9513	90.7312	92.6812	90.9614	90.8753 (1.8059%)
	0.80	97.8337	97.8521	97.7625	98.3836	97.8554	97.8203 (0.5633%)
	0.85	99.7569	99.7614	99.7431	99.8356	99.7618	99.7568 (0.0788%)
11	0.75	83.3793	83.4728	83.3068	83.4127	83.4679	83.4297 (0.0431%)
	0.80	94.9861	95.037	94.9453	95.0194	95.0386	95.0127 (0.0259%)
	0.85	99.2431	99.2478	99.2250	99.2486	99.2506	99.2452 (0.0054%)
12	0.80	90.5750	90.6328	90.4735	90.5820	90.6648	90.5571 (0.1077%)
	0.85	98.1589	98.1766	98.1199	98.1670	98.1824	98.1591 (0.0233%)
	0.90	99.8821	99.8853	99.8771	99.8836	99.8864	99.8840 (0.0024%)
16	0.85	84.8212	84.9829	84.6558	84.8764	84.969	84.9668 (0.0161%)
	0.90	97.4321	97.4712	97.3556	97.4460	97.5035	97.4730 (0.0305%)
	0.95	99.9388	99.9419	99.9347	99.9424	99.9441	99.9414 (0.0027%)

Italic values indicate the best sensitivity

The reported sensitivity for $n = 4$ seeds of weight w on alignments of length $l = 50$ under a Bernoulli model with a match probability p . All the reported results are extracted from the Table 1 of [80], but the last column that corresponds to our current public seeds, with a δ difference to the optimal seed

suggest that, asymptotically, and only¹⁰ for a *restricted set* of seeds (e.g. of weight $w = 11$ and span at most $2 \times w$), *one seed is optimal whatever the value of p* . This remains to be confirmed experimentally and theoretically because it might be possible that special cases exist, where at least two (or even more) seeds share the p partition.

Models and multivariate analysis

As far as *i.i.d sequences* are considered, the full framework of [1], including the dominant seed selection, can be applied on *any extended spaced seed model* (such as transition constrained seeds, vector seeds, indel seeds,...). However, additional free-parameters (such as the transition/transversion rate, the indel/mismatch rate, ...) lead to an increase in the number of alignment classes (for example, alignments of length ℓ , with i indels, ν transversion errors, t transitions errors, and remaining m matches, such that $\ell = i + \nu + t + m$) that have to be considered by the dominance selection. Moreover, it involves a much more complex multivariate polynomial analysis, if more than one parameter is, at this point, left free.

In a more general way, if *i.i.d sequences* are ignored, and dominant seed selection thus abandoned in its original form, one could mix several numerically-fixed models: for example, mixing a given HMM representing coding sequences, with a numerically-fixed Bernoulli model. The idea is here to use a *free probability parameter* to create a balance between the two models: either initially before generating the alignment, to choose each of the two models; or along the alignment generation process, to switch

between each of the two models. Seeds designed could thus be *two-handed* for analyzing both coding and non-coding genomic sequences at the same time, but with an additional control parameter that helps to change the known percentage of such genomic sequences. To compute the sensitivity in this model, a simple idea is to apply a polynomial semi-ring (with at least one parameter-free variable: here the one used to create the balance) on the automaton, and perform, not a numeric, but a symbolic computation.

Finally, as a logical consequence of the two previous remarks, we mention that any HMM with one (or possibly several) free probability parameter(s) could always be analysed with a (multivariate) polynomial semi-ring, increasing thus the scope of the method to applications that depend on Finite State Machines : such parameter-free pre-processing can, at some point, be applied; moreover if several equivalence classes are established in term of probability, it may be possible to use equivalent dominance method to filter out candidates when comparing several elements.

Acknowledgments and funding

Donald E. K. Martin provided substantive comments on an earlier version of this manuscript. The author would like to thank the second reviewer for his/her thorough review which significantly contributed to improving the quality of the paper. The publication costs were covered by the French Institute for Research in Computer Science and Automation (inria).

Competing interests

The author declare that he has no competing interests.

Availability of data and materials

All data and source code are freely available and may be downloaded from: http://bioinfo.cristal.univ-lille.fr/yass/iedera_dominance/

¹⁰ This restricted set of seeds condition is necessary: if removed, best seeds span will increase along ℓ , see [18].

Consent for publication

Not applicable. The manuscript does not contain any data from any individual person.

Ethical approval

The manuscript does not report new studies involving any animal or human data or tissue.

Received: 19 September 2016 Accepted: 30 January 2017

Published online: 14 February 2017

References

- Mak DYF, Benson G. All hits all the time: parameter free calculation of seed sensitivity. *Bioinformatics*. 2009;25(3):302–8.
- Chung WH, Park SB. Hit integration for identifying optimal spaced seeds. *BMC Bioinform*. 2010;11(1):S37.
- Ma B, Tromp J, Li M. PatternHunter: faster and more sensitive homology search. *Bioinformatics*. 2002;18(3):440–5.
- Burkhardt S, Kärkkäinen J. Better filtering with gapped q -grams. *Fund Inform*. 2002;56(1—2):51–70.
- Brejová B, Brown DG, Vínaf T. Vector seeds: an extension to spaced seeds. *J Comput Syst Sci*. 2005;70(3):364–80.
- Burkhardt S, Kärkkäinen J. One-gapped q -gram filters for Levenshtein distance. Proceedings of the 13th symposium on combinatorial pattern matching (CPM), vol 2373, Lecture Notes in Computer Science Fukuoka (Japan). Berlin: Springer; 2002. p. 225–34.
- Mak DYF, Gelfand Y, Benson G. Indel seeds for homology search. *Bioinformatics*. 2006;22(14):341–9.
- Chen K, Zhu Q, Yang F, Tang D. An efficient way of finding good indel seeds for local homology search. *Chin Sci Bull*. 2009;54(20):3837–42.
- Csűrös M, Ma B. Rapid homology search with neighbor seeds. *Algorithmica*. 2007;48(2):187–202.
- Ilie L, Ilie S. Fast computation of neighbor seeds. *Bioinformatics*. 2009;25(6):822–3.
- Chen W, Sung WK. On half gapped seed. *Genome Inform*. 2003;14:176–85.
- Noé L, Kucherov G. Improved hit criteria for DNA local alignment. *BMC Bioinform*. 2004;5:149.
- Yang J, Zhang L. Run probabilities of seed-like patterns and identifying good transition seeds. *J Comput Biol*. 2008;5(10):1295–313.
- Zhou L, Stanton J, Florea L. Universal seeds for cDNA-to-genome comparison. *BMC Bioinform*. 2008;9:36.
- Frith MC, Noé L. Improved search heuristics find 20 000 new alignments between human and mouse genomes. *Nucleic Acids Res*. 2014;42(7):59.
- Li M, Ma B, Kisman D, Tromp J. PatternHunter II: highly sensitive and fast homology search. *J Bioinform Comput Biol*. 2004;2(3):417–39.
- Sun Y, Buhler J. Designing multiple simultaneous seeds for DNA similarity search. *J Comput Biol*. 2005;12(6):847–61.
- Kucherov G, Noé L, Roytberg MA. Multiseed lossless filtration. *IEEE/ACM Trans Comput Biol Bioinform*. 2005;2(1):51–61.
- Farach-Colton M, Landau GM, Cenk Sahinalp S, Tsur D. Optimal spaced seeds for faster approximate string matching. *J Comput Syst Sci*. 2007;73(7):1035–44.
- Kielbasa SM, Wan R, Sato K, Horton P, Frith MC. Adaptive seeds tame genomic sequence comparison. *Genome Res*. 2011;21(3):487–93.
- Peterlongo P, Pisanti N, Boyer F, Sagot MF. Lossless filter for finding long multiple approximate repetitions using a new data structure, the bi-factor array. In: Consens M, Navarro G, editor. Proceedings of the 12th international conference, on string processing and information retrieval (SPIRE). Lecture Notes in Computer Science, vol 3772. Buenos Aires; 2005. p. 179–190.
- Crochemore M, Tischer G. The gapped suffix array: a new index structure for fast approximate matching. In: Chavez E, Lonardi S, editors. Proceedings of the 17th international—symposium on string processing and information retrieval (SPIRE), vol. 6393., Lecture notes in computer science-Los Cabos: Springer; 2010. p. 359–64.
- Onodera T, Shibuya T. An index structure for spaced seed search. In: Asano T, Nakano S-I, Okamoto Y, Watanabe O, editors. Proceedings of the 22nd international symposium on algorithms and computation (ISAAC), vol. 7074., Lecture notes in computer science-Yokohama (Japan): Springer; 2011. p. 764–72.
- Gagie T, Manzini G, Valenzuela D. Compressed spaced suffix arrays. In: Proceedings of the 2nd international conference on algorithms for big data (ICABD). CEUR-WS, vol 1146. Palermo; 2014. p. 37–45.
- Shrestha AMS, Frith MC, Horton P. A bioinformatician's guide to the forefront of suffix array construction algorithms. *Brief Bioinform*. 2014;15(2):138–54.
- Biroli I, Chu J, Mohamadi H, Jackman SD, Raghavan K, Vandervalk BP, Raymond A, Warren RL. Spaced seed data structures for de novo assembly. *Int J Genom*. 2015;2015:196591.
- Keich U, Li M, Ma B, Tromp J. On spaced seeds for similarity search. *Discret Appl Math*. 2004;138(3):253–63.
- Nicolas F, Rivals É. Hardness of optimal spaced seed design. *J Comput Syst Sci*. 2008;74(5):831–49.
- Ma B, Yao H. Seed optimization for i.i.d. similarities is no easier than optimal Golomb ruler design. *Inf Process Lett*. 2009;109(19):1120–4.
- Schwartz S, Kent WJ, Smit A, Zhang Z, Baertsch R, Hardison RC, Haussler D, Miller W. Human-mouse alignments with BLASTZ. *Genome Res*. 2003;13:103–7.
- Darling AE, Treangen TJ, Zhang L, Kuiken C, Messeguer X, Perna NT. Procrastination leads to efficient filtration for local multiple alignment. Proceedings of the 6th international workshop on algorithms in bioinformatics (WABI), vol 4175. Lecture notes in bioinformatics. Zürich: Springer; 2006. p. 126–37.
- Harris RS. Improved pairwise alignment of genomic dna. Ph.d. thesis, The Pennsylvania State University; 2007
- Lin H, Zhang Z, Zhang MQ, Ma B, Li M. ZOOM! Zillions Of Oligos Mapped. *Bioinformatics*. 2008;24(21):2431–7.
- Rumble SM, Lacroute P, Dalca AV, Fiume M, Sidow A, Brudno M. SHRIMP: accurate mapping of short color-space reads. *PLoS Comp Biol*. 2009;5(5):1000386.
- Chen Y, Souaiaia T, Chen T. PerM: efficient mapping of short sequencing reads with periodic full sensitive spaced seeds. *Bioinformatics*. 2009;25(19):2514–21.
- Giladi E, Healy J, Myers G, Hart C, Kapranov P, Lipson D, Roels S, Thayer E, Letovsky S. Error tolerant indexing and alignment of short reads with covering template families. *J Comput Biol*. 2010;17(10):1397–411.
- David M, Dzamba M, Lister D, Ilie L, Brudno M. SHRIMP2: Sensitive yet practical short read mapping. *Bioinformatics*. 2011;27(7):1011–2.
- Sovič I, Šikić M, Wilm A, Fenlon SN, Chen S, Nagarajan N. Fast and sensitive mapping of nanopore sequencing reads with GraphMap. *Nat Commun*. 2016;7:11307.
- Preparata FP, Oliver JS. DNA sequencing by hybridization using semi-degenerate bases. *J Comput Biol*. 2005;11(4):753–65.
- Tsur D. Optimal probing patterns for sequencing by hybridization. Proceedings of the 6th international workshop on algorithms in bioinformatics (WABI), vol 4175. Lecture notes in bioinformatics. Zürich: Springer; 2006. p. 366–75.
- Feng S, Tillier ERM. A fast and flexible approach to oligonucleotide probe design for genomes and gene families. *Bioinformatics*. 2007;23(10):1195–202.
- Chung W-H, Park S-B. An empirical study of choosing efficient discriminative seeds for oligonucleotide design. *BMC Genom*. 2009;10(Suppl 3):3.
- Ilie L, Ilie S, Khoshraftar S, Mansouri Bigvand A. Seeds for effective oligonucleotide design. *BMC Genom*. 2011;12:280.
- Ilie L, Mohamadi H, Brian Golding G, Smyth WF. BOND: Basic Oligo Nucleotide Design. *BMC Bioinform*. 2013;14:69.
- Kisman D, Li M, Ma B, Li W. tPatternhunter: gapped, fast and sensitive translated homology search. *Bioinformatics*. 2005;21(4):542–4.
- Brown DG. Optimizing multiple seeds for protein homology search. *IEEE/ACM Trans Comput Biol Bioinform*. 2005;2(1):23–38.
- Roytberg MA, Gambin A, Noé L, Lasota S, Furlletova E, Szczurek E, Kucherov G. On subset seeds for protein alignment. *IEEE/ACM Trans Comput Biol Bioinform*. 2009;6(3):483–94.
- Nguyen V-H, Lavenier D. PLAST: parallel local alignment search tool for database comparison. *BMC Bioinform*. 2009;10:329.
- Startek M, Lasota S, Sykulski M, Bułak A, Noé L, Kucherov G, Gambin A. Efficient alternatives to PSI-BLAST. *Bull Pol Acad Sci Tech Sci*. 2012;60(3):495–505.

50. Li W, Ma B, Zhang K. Optimizing spaced k-mer neighbors for efficient filtration in protein similarity search. *IEEE/ACM Trans Comput Biol Bioinform.* 2014;11(2):398–406.
51. Buchfink B, Xie C, Huson DH. Fast and sensitive protein alignment using DIAMOND. *Nat Methods.* 2014;12:59–60.
52. Somervuo P, Holm L. SANSparallel: interactive homology search against Uniprot. *Nucleic Acids Res.* 2015;43(W1):24–9.
53. Petrov I, Brilllet S, Drezen E, Quiniou S, Antin L, Durand P, Lavenier D. KLAST: fast and sensitive software to compare large genomic data-banks on cloud. In: *Proceedings world congress in computer science, computer engineering, and applied computing (WORLDCOMP)*. Las Vegas; 2015. p. 85–90.
54. Yang IH, Wang SH, Chen YH, Huang PH, Ye L, Huang X, Chao KM. Efficient methods for generating optimal single and multiple spaced seeds. In: *Proceedings of the IEEE 4th symposium on bioinformatics and bioengineering (BIBE)*. Taichung: IEEE Computer Society Press; 2004. p. 411–16.
55. Ilie L, Ilie S. Multiple spaced seeds for homology search. *Bioinformatics.* 2007;23(22):2969–77.
56. Ilie L, Ilie S. SpEED: fast computation of sensitive spaced seeds. *Bioinformatics.* 2011;27(17):2433–4.
57. Ilie S. Efficient computation of spaced seeds. *BMC Res Notes.* 2012;5:123.
58. Egidi L, Manzini G. Better spaced seeds using quadratic residues. *J Comput Syst Sci.* 2013;79(7):1144–55.
59. Egidi L, Manzini G. Design and analysis of periodic multiple seeds. *Theor Comput Sci.* 2014;522:62–76.
60. Egidi L, Manzini G. Spaced seeds design using perfect rulers. *Fund Inform.* 2014;131(2):187–203.
61. Egidi L, Manzini G. Multiple seeds sensitivity using a single seed with threshold. *J Bioinform Comput Biol.* 2015;13(4):1550011.
62. Břejová B, Brown DG, Vinař T. Optimal spaced seeds for homologous coding regions. *J Bioinform Comput Biol.* 2004;1(4):595–610.
63. Buhler J, Keich U, Sun Y. Designing seeds for similarity search in genomic DNA. *J Comput Syst Sci.* 2005;70(3):342–63.
64. Preparata FP, Zhang L, Choi KP. Quick, practical selection of effective seeds for homology search. *J Comput Biol.* 2005;12(9):1137–52.
65. Kucherov G, Noé L, Roytberg MA. A unifying framework for seed sensitivity and its application to subset seeds. *J Bioinform Comput Biol.* 2006;4(2):553–69.
66. Zhang L. Superiority of spaced seeds for homology search. *IEEE/ACM Trans Comput Biol Bioinform.* 2007;4(3):496–505.
67. Kong Y. Generalized correlation functions and their applications in selection of optimal multiple spaced seeds for homology search. *J Comput Biol.* 2007;14(2):238–54.
68. Noé L, Girdea M, Kucherov G. Designing efficient spaced seeds for SOLiD read mapping. *Adv Bioinform.* 2010;2010:708501.
69. Marschall T, Herms I, Kaltenbach H-M, Rahmann S. Probabilistic arithmetic automata and their applications. *IEEE/ACM Trans Comput Biol Bioinform.* 2012;9(6):1737–50.
70. Martin DEK, Noé L. Faster exact distributions of pattern statistics through sequential elimination of states. *Ann Inst Stat Math.* 2017;69:1–18.
71. Horwege S, Lindner S, Boden M, Hatje K, Kollmar M, Leimeister C-A, Morgenstern B. Spaced words and kmacs: fast alignment-free sequence comparison based on inexact word matches. *Nucleic Acids Res.* 2014;42(W1):7–11.
72. Leimeister CA, Boden M, Horwege S, Lindner S, et al., Morgenstern B. Fast alignment-free sequence comparison using spaced-word frequencies. *Bioinformatics.* 2014;30(14):1991–9.
73. Ghandi M, Mohammad-Noori M, Beer MA. Robust k-mer frequency estimation using gapped k-mers. *J Math Biol.* 2014;69(2):469–500.
74. Morgenstern B, Zhu B, Horwege S, Leimeister CA. Estimating evolutionary distances between genomic sequences from spaced-word matches. *Algorithms Mol Biol.* 2015;10:5.
75. Břinda K, Sykulski M, Kucherov G. Spaced seeds improve k-mer based metagenomic classification. *Bioinformatics.* 2015;31(22):3584–92.
76. Ounit R, Lonardi S. Higher classification sensitivity of short metagenomic reads with CLARK-S. *Bioinformatics.* 2016.
77. Duc DD, Dinh HQ, Dang TH, Laukens K, Hoang XH. AcoSeed: an ant colony optimization for finding optimal spaced seeds in biological sequence search. *Proceedings of the 8th international conference on swarm intelligence (ANTS)*, vol 7461. *Lecture notes in computer science*. Brussels: Springer; 2012. p. 204–11.
78. Do PT, Tran-Thi CG. An improvement of the overlap complexity in the spaced seed searching problem between genomic DNAs. In: *Proceedings of the 2nd National Foundation for Science and Technology Development Conference on Information and Computer Science (NICS)*. Ho Chi Minh City; 2015. p. 271–76.
79. Gheraibia Y, Moussaoui A, Djenouiri Y, Kabir S, Yin P-Y, Mazouzi S. Penguin search optimisation algorithm for finding optimal spaced seeds. *Int J Softw Sci Comput Intell.* 2015;7(2):85–99.
80. Hahn L, Leimeister C-A, Ounit R, Lonardi S, Morgenstern B. rasb-hari: optimizing spaced seeds for database searching, read mapping and alignment-free sequence comparison. *PLoS Comput Biol.* 2016;12(10):1005107.
81. Choi KP, Zeng F, Zhang L. Good spaced seeds for homology search. *Bioinformatics.* 2004;20(7):1053–9.
82. Allauzen C, Riley M, Schalkwyk J, Skut W, Mohri M. OpenFst: a general and efficient weighted finite-state transducer library. In: *Proceedings of the 12th international conference on implementation and application of automata (CIAA)*, vol. 4783, *Lecture notes in computer science* Prague: Springer; 2007. p. 11–23.
83. Mohri M. Weighted automata algorithms. In: *Handbook of weighted automata*. Berlin: Springer; 2009. p. 213–54.
84. Huang L. Dynamic programming algorithms in semiring and hypergraph frameworks. Technical report, University of Pennsylvania, Philadelphia, USA; 2006.
85. Hopcroft JE, Motwani R, Ullman JD. *Introduction to automata theory languages and computation*. 3rd ed. New York: Pearson; 2007.
86. Aston JAD, Martin DEK. Distributions associated with general runs and patterns in hidden Markov models. *Ann Appl Stat.* 2007;1(2):585–611.
87. Noé L, Martin DEK. A coverage criterion for spaced seeds and its applications to support vector machine string kernels and k-mer distances. *J Comput Biol.* 2014;21(12):947–63.
88. Kucherov G, Noé L, Roytberg MA. Iedera subset seed design tool. <http://bioinfo.lifl.fr/yass/iedera.php>; 2016.
89. Ma B, Li M. On the complexity of spaced seeds. *J Comput Syst Sci.* 2007;73(7):1024–34.
90. Li M, Ma B, Zhang L. Superiority and complexity of the spaced seeds. In: *Proceedings of the 17th symposium on discrete algorithms (SODA)*. Miami: ACM Press; 2006. p. 444–53.
91. Nicodème P, Salvy B, Flajolet P. Motif statistics. *Theor Comput Sci.* 2002;287(2):593–617.
92. Myers G. 1. What's behind blast. *Models and algorithms for genome evolution*, vol 19. *Computational biology*. Berlin: Springer; 2013. p. 3–15.

Submit your next manuscript to BioMed Central and we will help you at every step:

- We accept pre-submission inquiries
- Our selector tool helps you to find the most relevant journal
- We provide round the clock customer support
- Convenient online submission
- Thorough peer review
- Inclusion in PubMed and all major indexing services
- Maximum visibility for your research

Submit your manuscript at
www.biomedcentral.com/submit

